


How to access #1 TABC by TRA Certificate

Visit <https://learning.txrestarant.org>

1. Select "click here" link to log into account



Current Products Offered



If you already have an account and haven't logged in, [click here](#)



2. Click "Next" button

Create an Account | Additional Required Information

Please create an account below. If you already have an account, please sign in to your right.

If you are already signed in, click "Next".

If you aren't employed, leave the "Organization" field blank.

Next



3. Click "Finish" button

To access your #1 TABC Certification course click "Finish"

*Middle Initial

*Date of Birth

*Enter your 9 digit Social Security number with no dashes or spaces

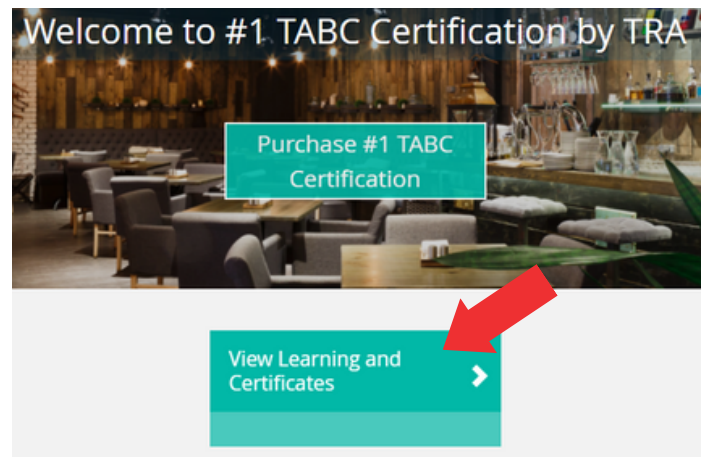
Employee ID (if applicable)

TABC requires we report your Social Security number and date of birth. For more information or alternatives, [click here for FAQs](#).

Previous **Finish**

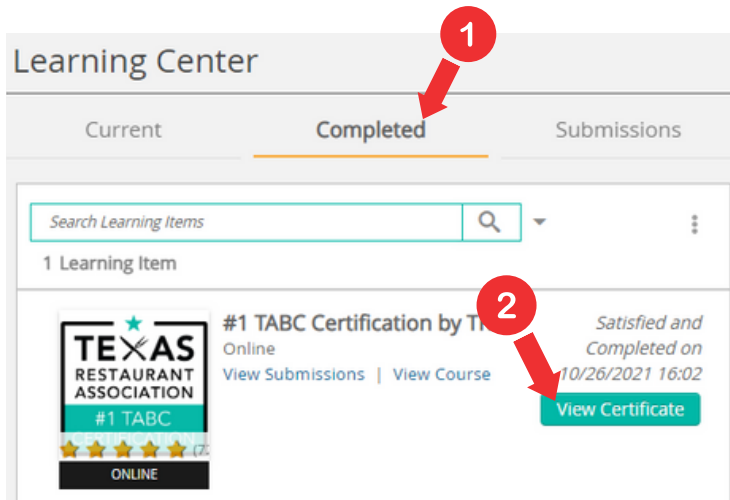


4. Click on "View Learning and Certificates" button



Accessing certificate on computer...

- Click "Completed" tab
- Click "View Certificate"



Accessing certificate on smart device...

- Click "Current" drop-down menu
- Select "Completed"
- Click "View Certificate"

